

# Careers Guide

How to use your START  
Careers Profile

## **What is a START Careers Profile?**

A START careers profile is a personal document which you can make to summarise your interests and start building your CV to gain an idea of any future careers that you could pursue based on your interests. To make this you answer a variety of multiple choice questions where you rank your interests in a career or activity on a scale of 1 to 5. Once you have completed the questions, the website formulates a list of careers that suit your choices. You can then explore the different jobs listed in order to gain an insight into jobs you may want to work towards or do in the future.

You can build a locker of your experiences to create a careers profile and complete different activities.

You can access the site either from a direct link on our school website, by going to <https://careers.startprofile.com/page/home-page> or by using the following QR code:

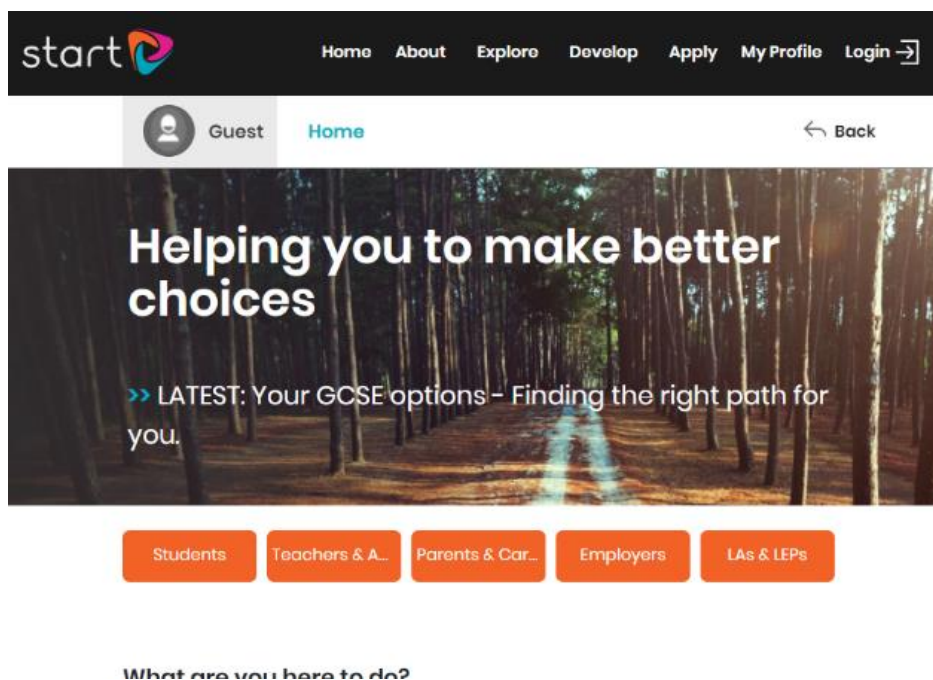


START careers profile is a great way to organise your careers data and interests and it helps you to not only keep evidence of your employability but also help you to write a CV which would be really helpful in the future.

We use this as a part of our Learning for life lessons in school but it can be accessed from home.


How to log in:

1. Type in your school email
2. Enter the default password, 'password'
3. You can choose to reset your password if you wish to do so, but this site is personal to you and your teachers cannot reset the password on your behalf.



The screenshot shows the START careers website homepage. At the top, there is a dark navigation bar with the 'start' logo on the left and links for 'Home', 'About', 'Explore', 'Develop', 'Apply', 'My Profile', and 'Login' on the right. Below this is a white header area with a 'Guest' profile icon, the word 'Home', and a 'Back' button. The main content area features a large banner image of a forest path with the text 'Helping you to make better choices' and a link to 'LATEST: Your GCSE options - Finding the right path for you.' Below the banner are five orange buttons labeled 'Students', 'Teachers & A...', 'Parents & Car...', 'Employers', and 'LAs & LEs'. At the bottom, the text 'What are you here to do?' is visible.

## How to start your personal careers profile:



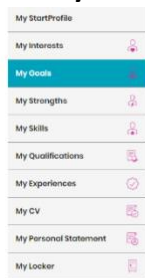
**It's your StartProfile**

Keep it up to date and stay in control.

Your StartProfile captures all the information you provide as you explore all the great content on Start. Keep coming back here as it will help you:

- Keep focused on your personal development and the things that are important for your future
- Capture evidence of your employability
- Write a knockout CV or personal statement
- Be prepared for interview for your dream job

## Set your goals and figure out plans for your future



**Goals**

Make sure you act SMART in order to achieve your Goals.

**What are your dreams, your goals and your plans to achieve them?**


If you have entered any life goals or career goals into Start, these will be included below. If you haven't entered anything yet this page will be blank.

The information in this section will help you in your career planning - from understanding how you can use your goals to think about the next steps in your career as well as helping you write your CV and prepare for interview.

Keep this page up to date and keep referring to it.

If you want to read more about goals you can click on the links at the bottom of the page.

## Fill your locker with your skills and achievements



**Locker**

Your place to capture evidence of your skills, strengths, experiences and achievements.

**Is your Locker up to date?**

Capturing evidence of your experiences will really help with CVs and interviews.

Consider it your place to store your documents, media and experiences that you will need to show evidence of your skills, qualifications and achievements.

If your Locker is up to date you can use it to help you complete the relevant sections of your CV or your personal statement. You will see a list of your existing Locker entries below and you can click on each entry to access the detailed description of each entry.

If there are things you need to add into your Locker you can do it here.

[Add to Locker](#)





## Explore jobs that interest you

**Jobs**

You can't be what you can't see.  
Explore the large number of jobs available.

Looking for career inspiration? Here's where you can find out about different jobs

How do you make sense of the thousands of jobs available to you - so that you follow a path that is enjoyable and successful?  
The jobs in this section will help you navigate the huge number of jobs available so that you can make informed decisions at each stage of your journey through education and employment.

-  Find jobs that are linked to your interests.
-  Which jobs are linked to the subjects you are
-  Find jobs linked to your strengths.
-  Find jobs that are in demand

## **Important information**

Visit our website at

<https://matrixacademytrust.co.uk/careers/etone-college/>

Follow us on Twitter @Careersetone

Contact us: [Careers@etonecollege.co.uk](mailto:Careers@etonecollege.co.uk)

The careers office is located opposite the café for students

The Careers advisor is Mrs Barlow



## Careers Café (Drop in sessions)

Monday: am Registration if arranged via appointment

Tues: After school drop in 3.00-3.20

Wednesday: Closed

Thursday – am registration if arranged via appointment

Friday – Closed

If you are seeking careers advice any year group can see us for:

- Help with Work Experience
- Help with applications
- Help with Start careers profile
- Careers interviews
- CV help / Interview advice
- UCAS
- Apprenticeships

Book an appointment via [Careers@etonecollege.co.uk](mailto:Careers@etonecollege.co.uk)



**Scan Me**